



**NATIONAL FOCAL POINT ON
DRUGS AND DRUG ADDICTIONS**

**ANNUAL
INFORMATIONAL**

BULETIN

**OF THE NATIONAL FOCAL POINT
ON DRUGS AND DRUG ADDICTIONS**

2013

**MAIN DATA ON THE DRUG USE,
TRAFFIC AND DISTRIBUTION,
AS WELL AS ON THE DRUG
RELATED RESPONSES IN BULGARIA**



ANNUAL INFORMATIONAL BULETIN

OF THE NATIONAL FOCAL POINT

2013

**MAIN DATA ON THE DRUG USE, TRAFFIC AND DISTRIBUTION,
AS WELL AS ON THE DRUG RELATED RESPONSES IN BULGARIA**

Author of the concept and editor-in-chief:
Graphical and technical preparation:

**Momtchil Vassilev
Iveta Georgieva-Zmeykova**

Editors:

**Alexandar Panayotov
Antonia Bancheva
Georgi Shopov
Yordanka Stoyneva
Momtchil Vassilev**

National Focal Point

Sofia, December 2013

POLICY, LEGISLATION, ECONOMIC ANALYSIS AND MEDIA COVERAGE

Indicator (sphere)	Measure	Last data available		Source
		2011	2012	
Amendments in laws and legal regulations	number	10	9	NDC
Expenditures for activities against drug abuse and illicit trafficking in Bulgaria [1]	BGN	534 814	661 322	NFP and partners
Publications on the topic of drugs in national periodicals	number	1 320	1 985	CMNL

GENERAL POPULATION SURVEYS IN BULGARIA

Indicator (sphere)	Measure	Last data available		Source
		2009	2012	
Persons from 15 to 64 years-of-age with at least one use of drugs in their lifetime	number	430 - 475 000	370 – 440 000	NFP
Proportion of persons from 15 to 64 years-of-age with at least one use of drugs in their lifetime	percentage	8.2 - 9.0	7.6 – 9.0	NFP
Persons from 15 to 64 years-of-age with at least one use of drugs in the last year	number	155 - 180 000	170 – 220 000	NFP
Proportion of persons from 15 to 64 years-of-age with at least one use of drugs in the last year	percentage	3.0 - 3.4	3.5 – 4.5	NFP
Persons from 15 to 64 years-of-age with at least one use of drugs in the last 30 days	number	85 - 105 000	83 – 122 00	NFP
Proportion of persons from 15 to 64 years-of-age with at least one use of drugs in the last 30 days	percentage	1.6 - 2.0	1.7 – 2.5	NFP
Use of cannabis		2009	2012	
Persons from 15 to 64 years-of-age with at least one use of cannabis in their lifetime	number	365 - 405 000	335 – 400 000	NFP
Proportion of persons from 15 to 64 years-of-age with at least one use of cannabis in their lifetime	percentage	6.9 - 7.7	6.8 – 8.2	NFP
Persons from 15 to 34 years-of-age with at least one use of cannabis in their lifetime	number	285 - 315 000	250 – 305 000	NFP
Proportion of persons from 15 to 34 years-of-age with at least one use of cannabis in their lifetime	percentage	13.6 - 15.0	14.0 – 17.2	NFP
Persons from 15 to 64 years-of-age with at least one use of cannabis in the last year	number	130 - 155 000	147 – 195 000	NFP
Proportion of persons from 15 to 64 years-of-age with at least one use of cannabis in the last year	percentage	2.5 - 2.9	3.0 – 4.0	NFP
Persons from 15 to 34 years-of-age with at least one use of cannabis in the last year	number	115 - 135 000	125 – 170 000	NFP
Proportion of persons from 15 to 34 years with at least one use of cannabis in the last year	percentage	5.5 - 6.5	7.1 – 9.5	NFP
Use of cocaine		2009	2012	
Persons from 15 to 64 years-of-age with at least one use of cocaine in their lifetime	number	80 - 100 000	35 – 60 000	NFP
Proportion of persons from 15 to 64 years-of-age with at least one use of cocaine in their lifetime	percentage	1.5 - 1.9	1.7 – 1.2	NFP
Persons from 15 to 34 years-of-age with at least one use of cocaine in their lifetime	number	55 - 70 000	20 – 40 000	NFP
Proportion of persons from 15 to 34 years-of-age with at least one use of cocaine in their lifetime	percentage	2.6 - 3.4	1.1 – 2.3	NFP
Persons from 15 to 64 years-of-age with at least one use of cocaine in the last year	number	30 - 45 000	5 – 15 000	NFP
Proportion of persons from 15 to 64 years-of-age with at least one use of cocaine in the last year	percentage	0.6 - 0.8	0.1 – 0.3	NFP
Persons from 15 to 34 years-of-age with at least one use of cocaine in the last year	number	25 - 40 000	2 – 10 000	NFP
Proportion of persons from 15 to 34 years-of-age with at least one use of cocaine in the last year	percentage	1.2 - 1.8	0.1 – 0.5	NFP

Use of amphetamines		2009	2012	
Persons from 15 to 64 years-of-age with at least one use of amphetamines in their lifetime	number	100 - 120 000	45 – 75 000	NFP
Proportion of persons from 15 to 64 years-of-age with at least one use of amphetamines in their lifetime	percentage	1.9 - 2.3	0.9 – 1.5	
Persons from 15 to 34 years-of-age with at least one use of amphetamines in their lifetime	number	85 - 100 000	35 – 60 000	NFP
Proportion of persons from 15 to 34 years-of-age with at least one use of amphetamines in their lifetime	percentage	4.0 - 4.8	2.0 – 3.4	
Persons from 15 to 64 years-of-age with at least one use of amphetamines in the last year	number	40 - 55 000	20 – 40 000	NFP
Proportion of persons from 15 to 64 years-of-age with at least one use of amphetamines in the last year	percentage	0.8 - 1.0	0.4 – 0.8	
Persons from 15 to 34 years-of-age with at least one use of amphetamines in the last year	number	40 - 50 000	15 – 35 000	NFP
Proportion of persons from 15 to 34 years-of-age with at least one use of amphetamines in the last year	percentage	1.8 - 2.4	0.8 – 1.8	
Use of ecstasy		2009	2012	
Persons from 15 to 64 years-of-age with at least one use of ecstasy in their lifetime	number	80 - 100 000	80 – 120 000	NFP
Proportion of persons from 15 to 64 years-of-age with at least one use of ecstasy in their lifetime	percentage	1.5 - 1.9	1.6 – 2.4	
Persons from 15 to 34 years-of-age with at least one use of ecstasy in their lifetime	number	65 - 85 000	65 – 95 000	NFP
Proportion of persons from 15 to 34 years-of-age with at least one use of ecstasy in their lifetime	percentage	3.2 - 4.0	3.5 – 5.3	
Persons from 15 to 64 years-of-age with at least one use of ecstasy in the last year	number	30 - 45 000	20 – 40 000	NFP
Proportion of persons from 15 to 64 years-of-age with at least one use of ecstasy in the last year	percentage	0.6 - 0.8	0.4 – 0.8	
Persons from 15 to 34 years-of-age with at least one use of ecstasy in the last year	number	25 - 40 000	40 – 65 000	NFP
Proportion of persons from 15 to 34 years-of-age with at least one use of ecstasy in the last year	percentage	1.3 - 1.9	2.2 – 3.6	

SPECIAL POPULATION SURVEYS

Indicator (sphere)	Measure	Last data available		Source
		2007	2011	
Drug use among schoolchildren in Bulgaria				
Schoolchildren from 9th to 12th grade with at least one use of drugs in their lifetime	number	117 - 123 000	100 - 105 000	NFP
Proportion of schoolchildren from 9th to 12th grade with at least one use of drugs in their lifetime	percentage	32.6 - 33.8	29.7 - 31.1	NFP
Proportion of schoolchildren from 9th to 12th grade with at least one use of cannabis in their lifetime	percentage	30.3	27.1	NFP
Proportion of schoolchildren from 9th to 12th grade with at least one use of amphetamines in their lifetime	percentage	9.0	8.0	NFP
Proportion of schoolchildren from 9th to 12th grade with at least one use of cannabis in the last 30 days	percentage	10.2	12.2	NFP
Proportion of schoolchildren from 9th to 12th grade with at least one use of ecstasy in the last 30 days	percentage	3.0	2.7	NFP
Schoolchildren of 15-16 with at least one use of drugs in their lifetime	number	15 - 19 000	17 - 18 000	ESPAD
Proportion of schoolchildren of 15-16 with at least one use of drugs in their lifetime	percentage	23.5 - 24.5	28.9 - 29.9	
Proportion of schoolchildren of 15-16 with at least one use of cannabis in their lifetime	percentage	22.0	24.3	
Proportion of schoolchildren of 15-16 with at least one use of amphetamines in their lifetime	percentage	6.0	8.3	
Proportion of schoolchildren of 15-16 with at least one use of cannabis in the last 30 days	percentage	8.9	11.1	
Proportion of schoolchildren of 15-16 with at least one use of ecstasy cannabis in the last 30 days	percentage	2.5	2.2	

Drug use among university students in Bulgaria		2006	2010	
Students with at least one use of drugs in their lifetime	number	53 - 55 000	70 - 72 000	NFP
Proportion of students with at least one use of drugs in their lifetime	percentage	34.1 - 35.7	38.4 - 39.4	
Students with at least one use of drugs in the last 30 days	number	14 - 16 000	25 - 27 000	
Proportion of students with at least one use of drugs in the last 30 days	percentage	8.5 - 9.5	13.7 - 14.5	
Proportion of students with at least one use of cannabis in the last 30 days	percentage	8.3	11.5	
Proportion of students with at least one use of amphetamines in the last 30 days	percentage	1.4	3.0	
Drug use among detainees in Bulgaria		2011	2013	
Detainees with at least one use of drugs in their lifetime	number	3 400 - 3 500	3 300 - 3 400	DGES, NFP
Proportion of detainees with at least one use of drugs in their lifetime	percentage	36.7	35.2	
Proportion of detainees with at least one use of cannabis in their lifetime	percentage	27.8	33.2	
Proportion of detainees with at least one use of heroin in their lifetime	percentage	23.5	20.6	
Detainees with at least one use of drugs in the last year	number	2 000 - 2 100	2 000 - 2 100	
Proportion of detainees with at least one use of drugs in the last year	percentage	21.6	21.6	
Proportion of detainees with at least one use of cannabis in the last year	percentage	11.8	17.0	
Proportion of detainees with at least one use of heroin in the last year	percentage	13.4	9.2	
Drug use in recreational settings in Bulgaria		2006	2010	
Proportion of persons with at least one use of drugs in places of entertainment in the last 30 days	percentage	38.8	40.3	NFP
Proportion of students who attended parties in the last year, where they used some drugs	percentage	30.2	35.4	NFP
Proportion of students who went to a discotheque in the last year, where they used some drugs	percentage	-	14.3	NFP

PROBLEM DRUG USE IN BULGARIA

Indicator (sphere)	Measure	Last data available		Source
			2009	
Persons from 15 to 64 years-of-age who are problem drug users	number		31 316 (23 - 43 000)	NFP
Proportion of problem drug users in the population from 15 to 64 years-of-age	per mills		6 (4 - 8)	
Persons from 15 to 64 years-of-age who are problem opioid users	number		26 000 (19 - 35 000)	
Proportion of problem opioid users in the population from 15 to 64 years-of-age	per mills		5 (4 - 7)	
Persons from 15 to 64 years-of-age who are problem amphetamine/ecstasy users	number		5 000 (3 500-6 300)	
Proportion of problem amphetamine/ecstasy users in the population from 15 to 64 years-of-age	per mills		1 (0.7 - 1.3)	
Persons from 15 to 34 years-of-age with intensive use of cannabis	number		36 000 (32 - 40 000)	

TREATMENT DEMAND IN RELATION TO THE USE OF DRUGS IN BULGARIA

Indicator (sphere)	Measure	Last data available		Source
		2011	2012	
Proportion of persons seeking treatment in relation to the use of heroin or other opiates	percentage	79.5	80.3	NFP
Proportion of women in the persons seeking treatment	percentage	20.0	19.4	
Average age of persons seeking treatment	years	28.0	29.0	
Average age at first use of the primary drug	years	18.4	20.3	
Proportion of schoolchildren and students in the persons seeking treatment	percentage	3.7	3.9	
Proportion of persons of permanent employment in the persons seeking treatment	percentage	17.4	18.5	
Proportion of persons who use daily the primary drug	percentage	62.2	58.0	
Proportion of persons injecting the primary drug	percentage	69.2	67.4	
Proportion of persons with duration of use > 5 years	percentage	63.0	74.9	
Proportion of persons who have used in their lifetime used needles or syringes	percentage	41.9	45.7	
Proportion of persons who used in the past 30 days used needles or syringes	percentage	17.6	17.4	
Proportion of persons seeking treatment for the first time	percentage	20.8	27.4	

DRUG-RELATED INFECTIOUS DISEASES

Indicator (sphere)	Measure	Last data available		Source
		2011	2012	
Number of injecting drug users in the newly registered HIV positive persons in Bulgaria	number	56	40	CNLH
Proportion of injecting drug users in the total number of newly registered HIV positive persons in Bulgaria	percentage	28	25.4	
Number of positive tests for HIV in injecting drug users in Sofia	number	32	24	NCA
Proportion of positive tests for HIV in injecting drug users tests in Sofia	percentage	2.80	3.62	NCA
Number of positive tests for Hepatitis C in injecting drug users in Sofia	number	772	422	NCA
Proportion of positive tests for Hepatitis C in injecting drug users tests in Sofia	percentage	67.84	67.84	NCA
Number of positive tests for Hepatitis B in injecting drug users in Sofia	number	51	32	NCA
Proportion of positive tests for Hepatitis B in injecting drug users tests in Sofia	percentage	4.51	5.56	NCA
Number of positive tests for syphilis in injecting drug users in Sofia	number	64	62	NCA
Proportion of positive tests for syphilis in injecting drug users tests in Sofia	percentage	5,6	9.82	NCA

DRUG-RELATED DEATHS

Indicator (sphere)	Measure	Last data available		Source
		2011	2012	
Drug poisoning-induced deaths in Bulgaria	number	29	30	NCA
Average age of drug poisoning-induced deaths in Bulgaria	years	31.5	35.8	
Proportion of male drug poisoning-induced deaths in Bulgaria	percentage	88.0	76.7	
Proportion of drug poisoning-induced deaths aged 20-39 in Bulgaria	percentage	88.0	66.6	
Proportion of deliberate drug self-poisoning-induced deaths in Bulgaria	percentage	3.0	3.0	
Proportion of accidental drug poisoning-induced deaths in Bulgaria	percentage	52.0	43.0	
Proportion of deliberate drug self-poisoning-induced deaths with sedatives, hypnotics or psychotropic substances	percentage	14.0	13.0	
Proportion of accidental drug poisoning-induced deaths with sedatives, hypnotics or psychotropic substances	percentage	17.0	7.0	
Proportion of accidental drug poisoning-induced deaths with sedatives, hypnotics or psychotropic substances in	percentage	7.0	7.0	
Drug-induced deaths or deaths under the influence of drugs in Sofia	number	58 [2]	36 [3]	CFMD
Average age of drug-induced deaths or deaths under the influence of drugs in Sofia	years	29.7 [2]	30.6 [3]	
Proportion of male drug-induced deaths or deaths under the influence of drugs in Sofia	percentage	87.9 [2]	83.3 [3]	
Proportion of drug poisoning-induced deaths in Sofia	percentage	56.9 [2]	33.3 [3]	
Proportion of heroin poisoning-induced deaths in Sofia	percentage	44.8 [2]	30.6 [3]	

EARLY WARNING SYSTEM

Indicator (sphere)	Measure	Last data available		Source
		2011	2012	
Uncontrolled psychoactive substances registered in the Early Warning System in Bulgaria	number	104	157	NIC, Customs
Quantity of uncontrolled psychoactive substances registered in the Early Warning System in Bulgaria	kg	79.273	7.369	
New psychoactive substances placed on the list of the prohibited substances	number	10	-	

PREVENTION

Indicator (sphere)	Measure	Last data available		Source
		2011	2012	
Registered prevention activities in Bulgaria	number	131	159	RNDC
Expenditures in relation to the implementation of preventive activities [7]	BGN	2 330 553	1 030 318	NFP
Persons covered by preventive projects	number	228 373	-	MEYS
Proportion of universal prevention in registered preventive activities	percentage	81	85	RNDC
Proportion of selective prevention in registered preventive activities	percentage	13	11	RNDC
Proportion of indicative prevention in registered preventive activities	percentage	5	4	RNDC
Proportion of environmental prevention in registered preventive activities	percentage	1	0	RNDC
Proportion of activities related to community involvement [8]	percentage	54	17	RNDC
Proportion of activities related to training of professionals	percentage	15	7	RNDC
Proportion of activities related to peer	percentage	6	21	RNDC

STREET-LEVEL PRICES OF DRUGS

Indicator (sphere)	Measure	Last data available		Source
		2011	2012	
The most common street-level price for 1 g of cannabis (grass)	Euro	5.00 - 12.50	6 - 12.50	DGCOC, MDC, Outreach programmes
The most common street-level price for 1 g of heroin	Euro	25.00	30.00 - 35.00	
The most common street-level price for 1 g of cocaine	Euro	60.00	60.00 - 70.00	
The most common street-level price for 1 g of amphetamines	Euro	10.00	10.00	
The most common street-level price for 1 tablet of ecstasy	Euro	5.00	5.00 - 7.50	

DRUG PURITY

Indicator (sphere)	Measure	Last data available		Source
		2011	2012	
The most common level of content of active substance in cannabis - resin	percentage	-	6	NIC
The most common level of content of active substance in cannabis – grass	percentage	6	1	
The most common level of content of active substance in heroin	percentage	0.1	6	
The most common level of content of active substance in cocaine	percentage	16	20	

TREATMENT SYSTEM

Indicator (sphere)	Measure	Last data available		Source
		2011	2012	
Seats in the wards for the treatment of addictions [9]	number	170	162	NCPHA
Persons under dispensary observation in hospitals with a diagnosis of mental and behavioral disorders due to use of psychoactive substances	number	927	996	
Hospitalized case (discharged persons) in hospitals with a diagnosis of mental and behavioral disorders due to use of psychoactive substances	number	843	748	
Substitution and maintenance programmes for the treatment of addictions	number	32	31	NCA and partners
Seats in the substitution and maintenance programmes for the treatment of addictions	number	5 196	5 171	
Occupied seats in the substitution and maintenance programmes for the treatment of addictions	number	3 452	3 445	
Proportion of occupied seats in methadone programmes in the total number of all occupied seats in substitution and maintenance programmes for the treatment of addictions	percentage	94.7	95.8	
Programmes for psychosocial rehabilitation and reintegration	number	12	10	
Seats in programmes for psychosocial rehabilitation and reintegration	number	297	230	
Clients who passed through programmes for psychosocial rehabilitation and reintegration	number	659	503	
Clients who completed programmes for psychosocial rehabilitation and reintegration	number	300	278	

DRUG SUPPLY REDUCTION

Indicator (sphere)	Measure	Last data available		Source
		2011	2012	
Persons using and/or distributing drugs detained by the Ministry of the Interior (National Police Service and DGCOC)	number	4 296	5 664	MI
Persons distributing drugs detained by the Ministry of the Interior (National Police Service and DGCOC)	number	754	1 066	MI
Files submitted to initiate preliminary proceedings against persons using and/or distributing drugs	number	2 484	2 815	MI
Initiated pre-trial proceedings for drug- related crimes	number	3 771	3 397	SPOC
Closed pre-trial proceedings for drug- related crimes	number	3 808	3 449	SPOC
Registered drug-related crimes (under Article 242(2) and (3) and Articles 354a-354c of the Criminal Code)	number	1 534	1 552	NSI
Persons convicted for drug-related crimes [10]	number	1 456	1 447	NSI
Minors and underage persons who committed drug- related crimes	number	244	277	NSI
Cases of drug seizures	number	323	302	Customs, MI
Total amount of drugs seized in Bulgaria	kg	6 360.9	20 317	
	tablets	8 079	7 097	
	units	7 456	13 072	
Persons detained in the country and abroad in relation to seized drugs [11]	number	534	497	DGCOC

DRUG RELATED HARM REDUCTION

Indicator (sphere)	Measure	Last data available		Source
		2011	2012	
Pre-treatment programmes in the sphere of drug addiction	number	11	11	NCA and partners
Contacts in the pre-treatment programmes in the sphere of drug addiction	number	86 980	69 084	
Needles and syringes distributed in the pre-treatment programmes in the sphere of drug addiction	number	643 377	456 029	
Individual clients covered by pre-treatment programmes	number	8 188	10 497	
Condoms distributed to clients of the programmes	number	179 379	138 262	

SOCIAL SPHERE

Indicator (sphere)	Measure	Last data available		Source
		2011	2012	
Proportion of unemployed in the persons seeking treatment in relation to drug use	percentage	38.0	38.4	NFP
Proportion of health insured persons in the persons seeking treatment in relation to drug use	percentage	38.5	41.3	
Proportion of homeless persons in the persons seeking treatment in relation to drug use	percentage	1.8	1.4	
Proportion of people without education in the persons seeking treatment in relation to drug use	percentage	3.9	4.0	

Notes

[1] The evaluation includes funds of all MDC and PIC and those of NCA under the Action Plan of the National Anti-Drug Strategy (2009-2013).

[2] Data about Sofia and Sofia region, Varna, Plovdiv, Ruse and Blagoevgrad.

[3] Data about Sofia and Sofia region.

[4] The evaluation is based on information provided by NDC and MDC.

[5] Data about Sofia and Sofia region.

[6] Data about Sofia and Sofia region.

[7] The amount includes the expenditures incurred in relation to prevention and counteracting the use and distribution of drugs by the Ministry of Physical Education and Sports (2011), 1 NGO, 24 RNDC in the country and 27 RNDC in the country (2012).

[8] Community involvement - activities targeted at the community in order to raise public awareness on drug-related issues. The aim is to introduce the topic and possibly include the community in future prevention activities.

[9] They include state psychiatric hospitals, centres for psychic health and hospitals for active treatment.

[10] Crimes registered in previous years are also included.

List of Abbreviations

CFMD – Centres for Forensic Medicine and Deontology

CIAD – Coordination, Information and Analysis Directorate

CMNL – The St. St. Cyril and Methodius National Library

DGCOC – Directorate General for Counteracting Organised Crime

DGES – Directorate General for Execution of Sentences

ESPAD – European School Survey Project on Alcohol and Other Drugs

MDC – Municipal Drug Councils

MES – Ministry of Education and Science

MI – Ministry of Interior

NCA – National Centre for Addictions

NCPHA – National Centre of Public Health and Analyses

NDC – National Drug Council

NFP – National Focal Point on Drugs and Drug Addiction, Research and Information

NFSI-CNLH – Confirmatory National Laboratory of HIV

NIC – National Institute of Criminology

NSI – National Statistical Institute

PIC – Prevention and Information Centres

SPOC – Supreme Prosecutor's Office of Cassation

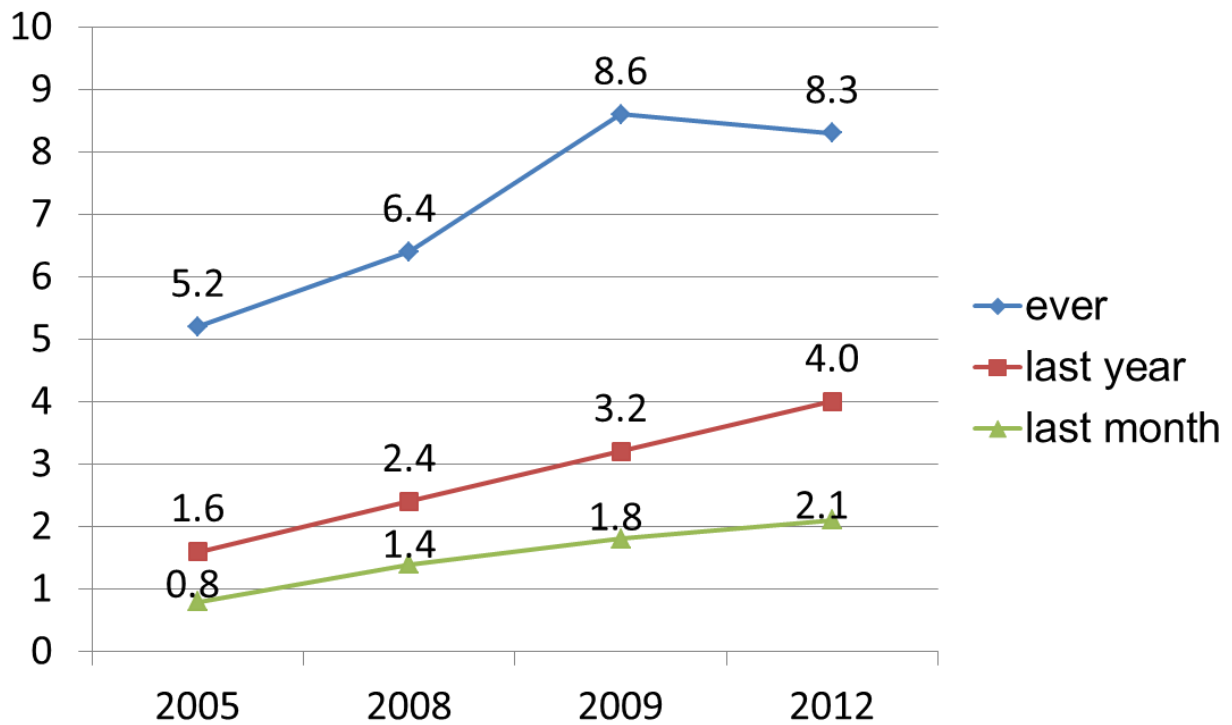
**PUBLICATIONS ON THE TOPIC OF DRUGS IN CENTRAL PERIODICALS
(2009-2012)¹**

Name of edition	2009	2010	2011	2012
„Trud“	183	179	210	379
„Telegraf“	173	267	220	261
„Monitor“	100	127	152	235
„24 chasa“	86	198	200	243
„Standart“	131	109	103	202
„Presa“	-	-	-	151
„Novinar“	46	52	31	110
„Republica“	-	7	21	100
„Reporter“	-	-	-	46
„Dnevnik“	9	30	131	-
„Ekspres“	309	90	-	-
„Duma“	84	77	109	39
„Sega“	10	26	107	36
„Zemia“	12	7	8	30
„Politika“	-	-	-	56
„Capital Daily“	-	-	-	9
„Capital“	1	5	7	4
„Klassa“	44	29	21	29
„168 chasa“	8	-	-	20
„Sedmichen Trud“	4	-	-	15
„Bulgarska Armia“	-	21	-	14
„Ataka“	-	-	-	5
„Az Buki“	9	3	-	1
„Pogled“	7	-	-	-

Source: The St. St. Cyril and Methodius National Library (CMNL), National Focal Point on Drugs and Drug Addiction

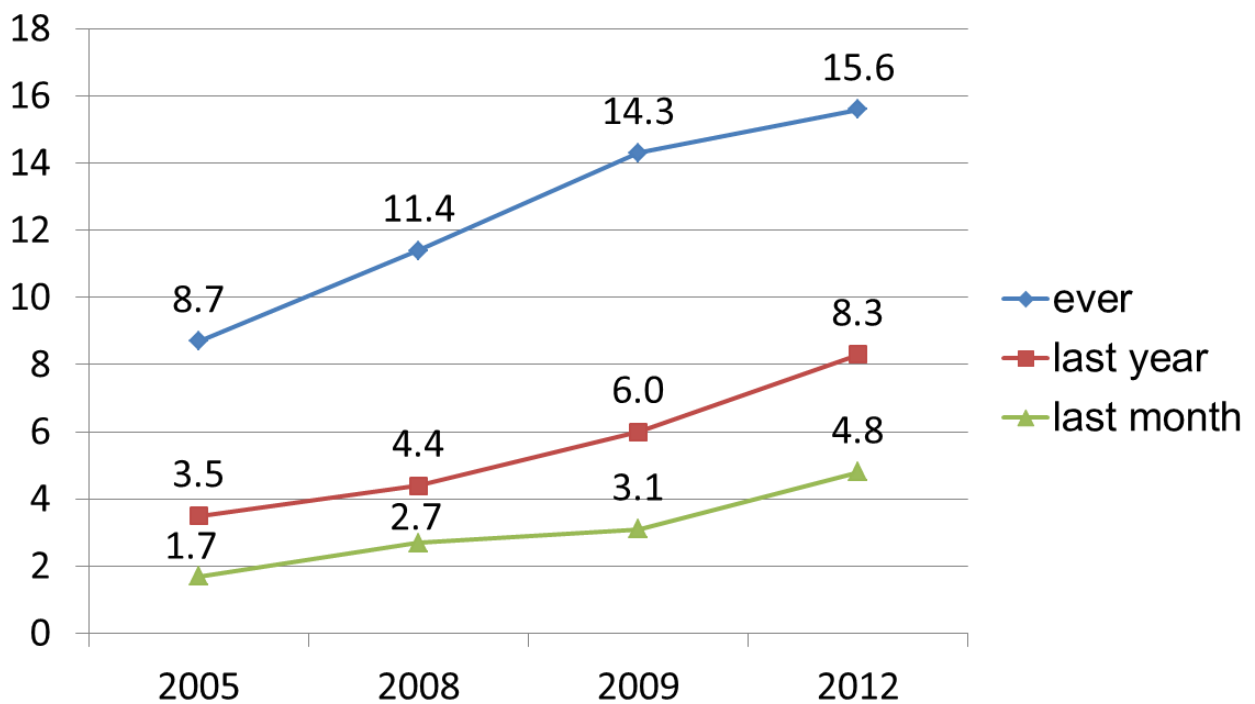
¹ Data refer to the type of information materials: articles, news, a brief information and interview, covering topics for Drugs and Drug Addiction.

**USE OF ANY DRUG AMONG GENERAL POPULATION (15-64)
IN THE PERIOD 2005-2012 IN BULGARIA (%)**



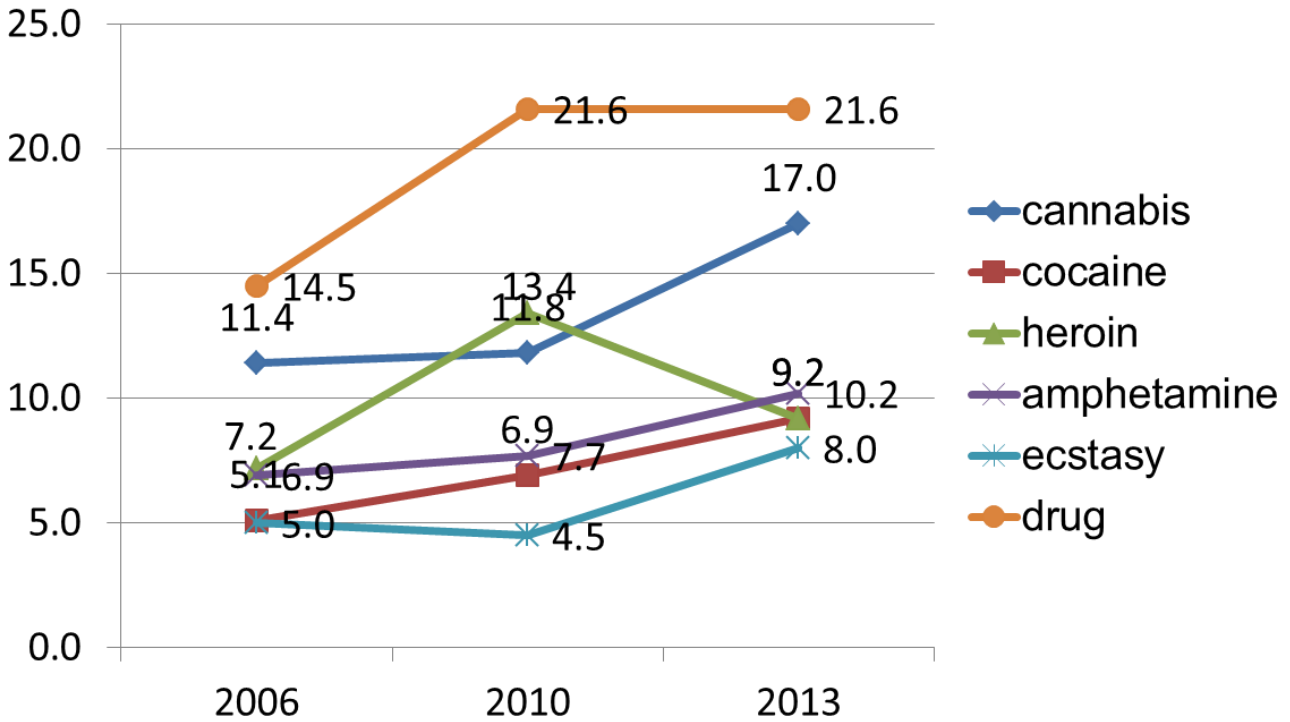
Source: National Focal Point

**USE OF CANNABIS AMONG YOUNG ADULTS (15-34)
IN THE PERIOD 2005-2012 IN BULGARIA (%)**



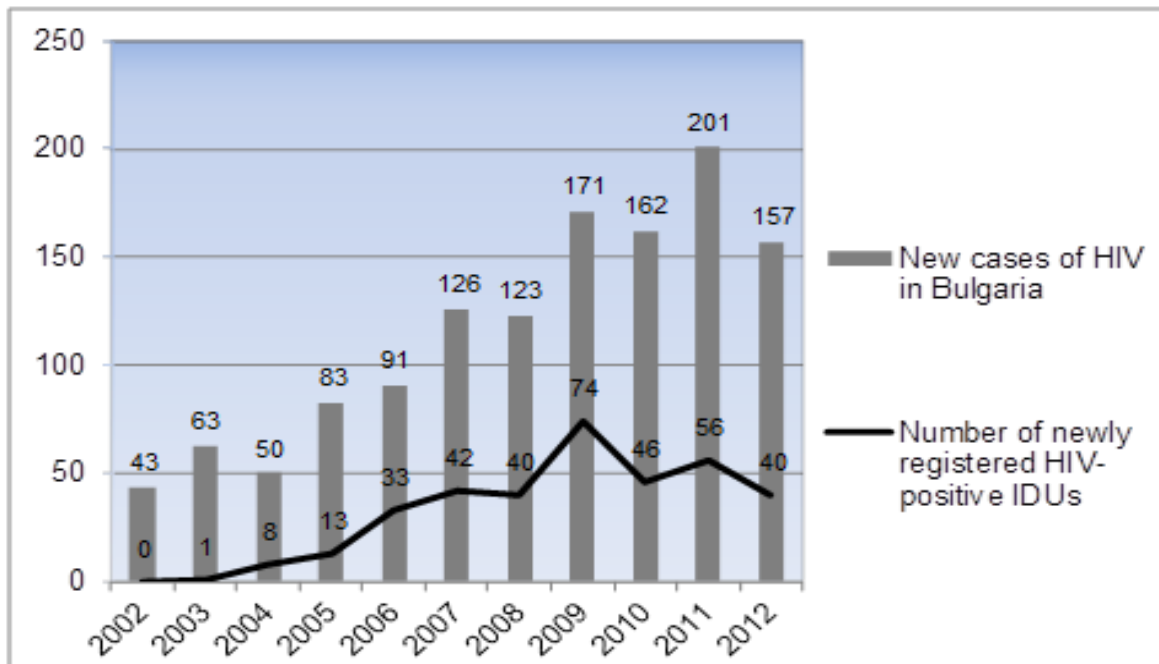
Source: National Focal Point

**DRUG USE IN THE LAST 12 MONTHS AMONG PRISONERS
IN THE PERIOD 2006-2013 IN BULGARIA (%)**



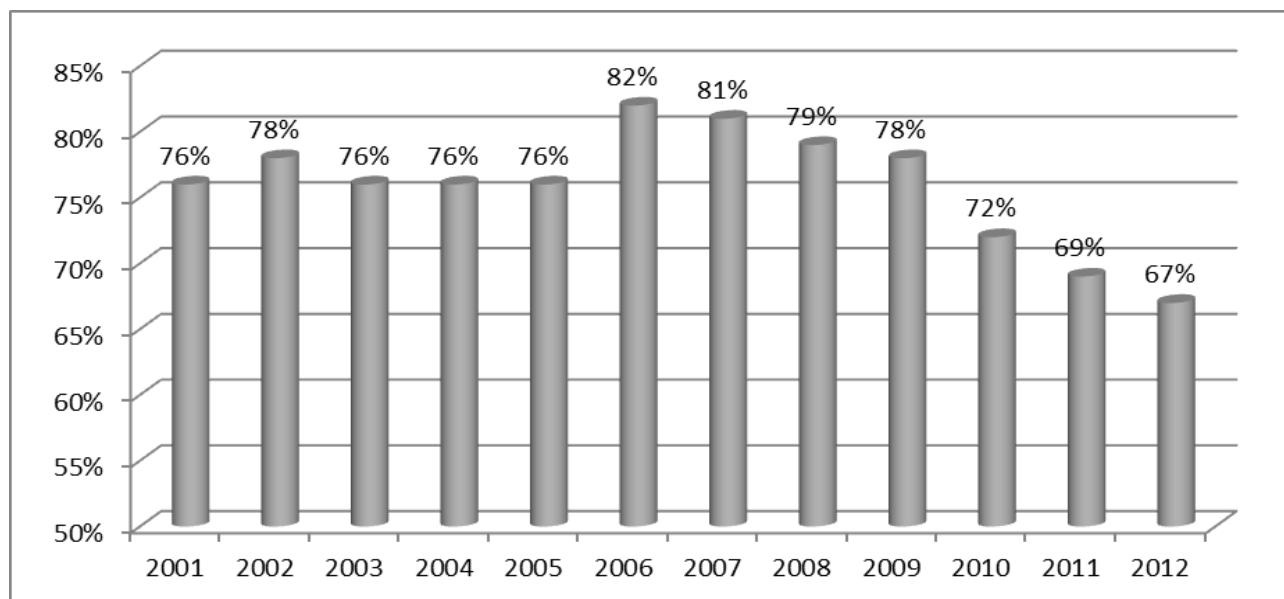
Source: National Focal Point

HIV PREVALENCE AMONG INJECTING DRUG USERS (IDUs)



Source: Program "Prevention and control of HIV/AIDS, financed by the Global Fund to Fight AIDS, Tuberculosis and Malaria", Ministry of Health

PROPORTION OF PERSONS WHO INJECTED THE PRIMARY DRUG COVERED BY THE NATIONAL MONITORING SYSTEM FOR SEEKING TREATMENT IN RELATION TO DRUG USE IN BULGARIA (2001-2012)



Source: National Focal Point on Drugs and Drug Addiction. Study of treatment demand in relation to drug use.

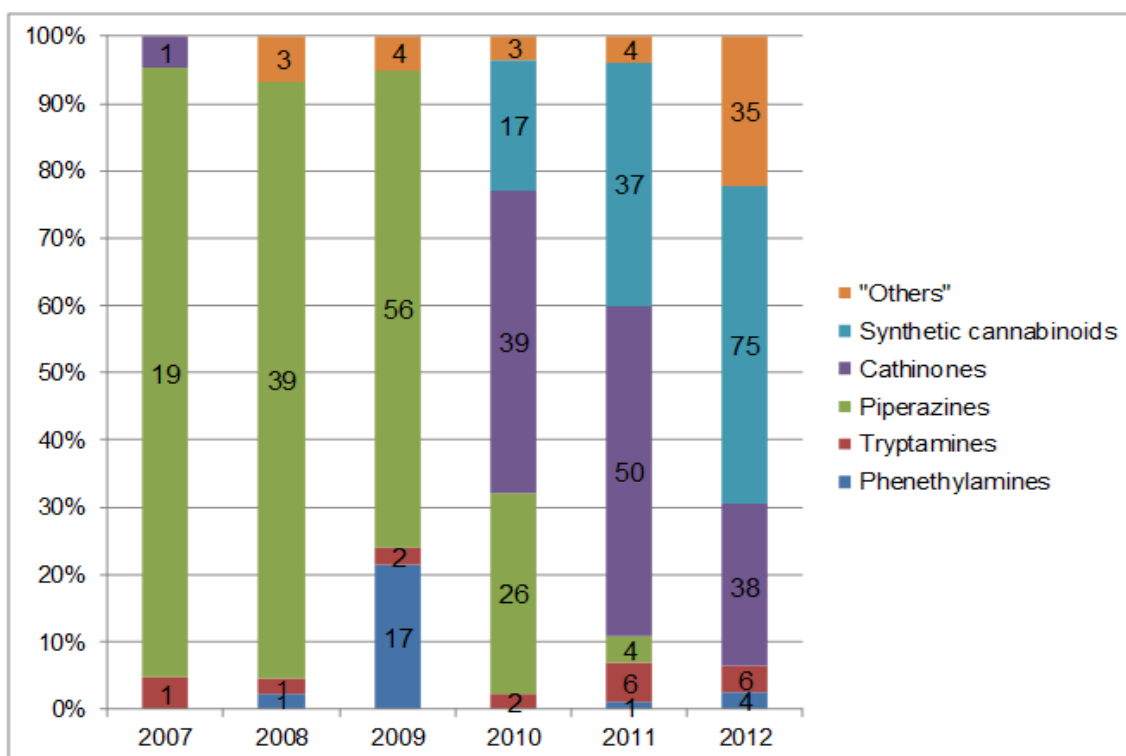
PROPORTION OF PERSONS COVERED BY THE NATIONAL MONITORING SYSTEM FOR SEEKING TREATMENT IN RELATION TO DRUG USE IN BULGARIA BY PRIMARY DRUG (2008-2012)

(%)

Primary drug	2008	2009	2010	2011	2012
Heroin	96.2	94.6	84.8	76.0	73.2
Methadone (not for treatment)	0.1	0.1	1.1	2.7	3.4
Other	0.2	0.8	0.7	0.8	3.4
Cocaine	0.1	0.1	0.1	1.0	0.5
Amphetamine	1.7	1.1	0.7	1.5	2.1
Ecstasy	-	0.2	0.1	0.2	0.2
Hypnotics and sedatives	0.3	0.5	3.6	4.0	3.8
Inhalants	-	0.2	0.3	0.7	0.3
Cannabis	1.0	0.6	0.8	3.8	3.0
Unspecified medicaments	-	0.1	1.9	2.0	0.7
Antidepressants	-	0.2	4.5	3.3	1.8
Other	0.1	-	0.5	3.0	7.2
No data	0.3	1.5	0.9	1.0	0.4

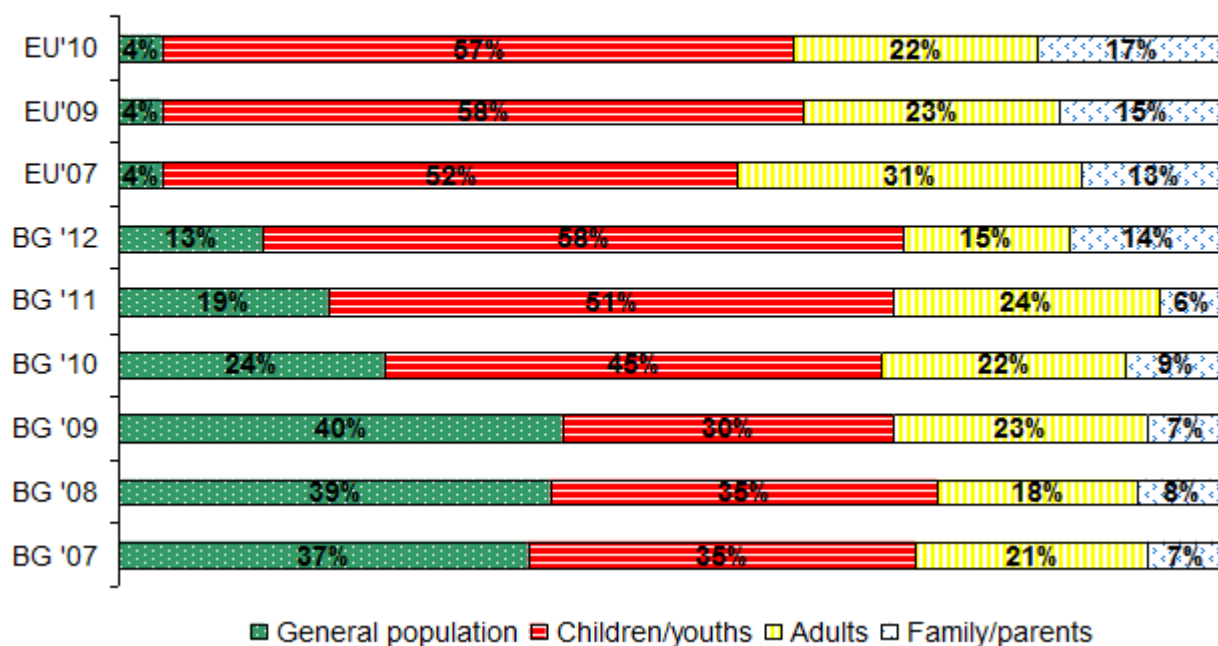
Source: National Focal Point on Drugs and Drug Addiction. Study of treatment demand in relation to drug use.

NEW PSYCHOACTIVE SUBSTANCES IDENTIFIED IN BULGARIA DURING THE PERIOD 2007-2012 (by type of substance)



Source: National Focal Point on Drugs and Drug Addictions and partners

TARGET GROUP OF THE PREVENTION ACTIVITIES IN BG AND EU (%)



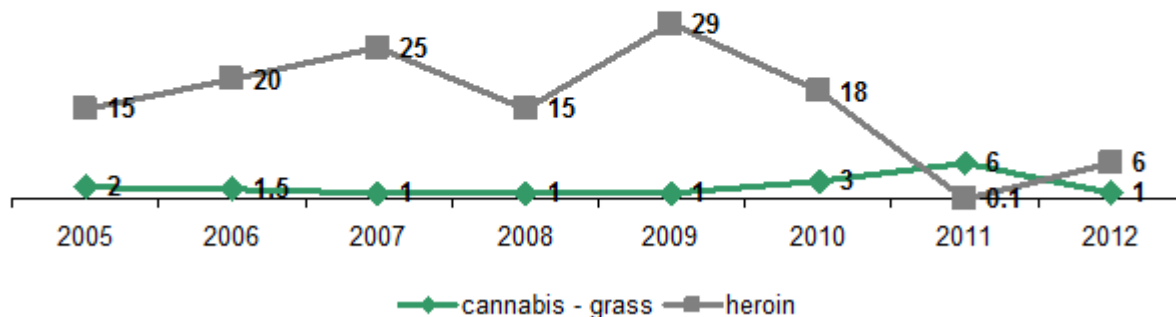
Source: Regular survey of NFP and Best Practise portal, EMCDDA

PRICES OF SOME NARCOTIC DRUGS IN BULGARIA IN EURO FOR THE PERIOD 2011-2012

	Cannabis (resin) g		Cannabis (grass) g		Cannabis (imported) g		Heroin g		Cocaine g	
	2011	2012	2011	2012	2011	2012	2011	2012	2011	2012
Min	5	1.5 ↓	2.5	1 ↓	5	5	12.5	12.5	40	40
Max	20	30 ↑	15	17.5 ↑	30	30	40	50 ↑	100	125 ↑
Most common price	5	7.5 ↑	7.5	6-7.5	12.5	10-12.5	25	30-35 ↑	60	60-70
	Amphetamines g		Methamphetamines g		Ecstasy tablets		LSD dose			
	2011	2012	2011	2012	2011	2012	2011	2012		
Min	3	5 ↑	10	5 ↓	2.5	2 ↓	7.5	4 ↓		
Max	30	25 ↓	40	40	25	15 ↓	20	25 ↑		
Most common price	10	10	15-25	10-30	5	5-7.5	10	5 ↓		

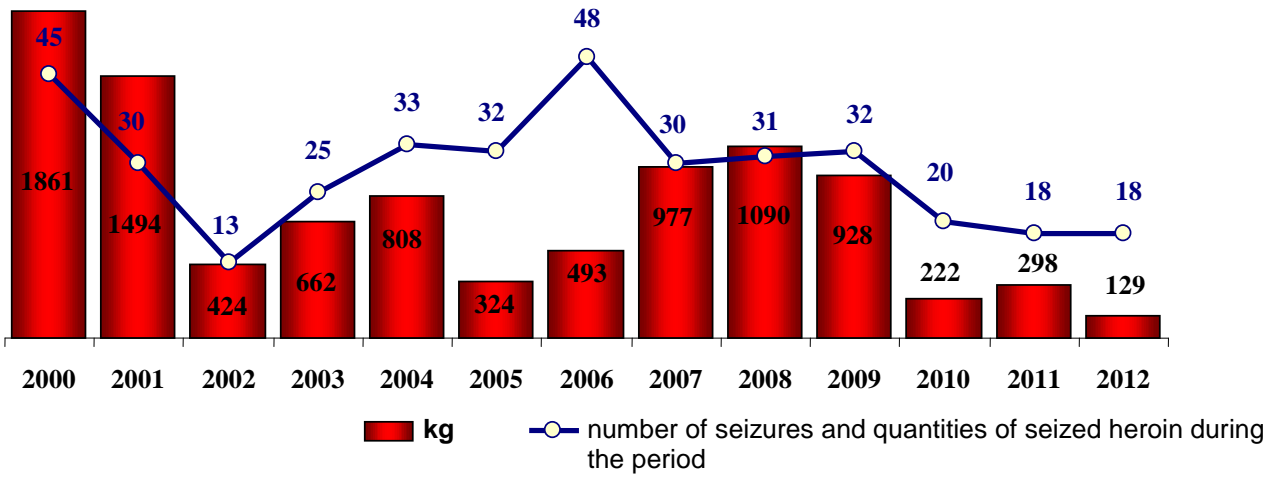
Source: Directorate General for Counteracting Organised Crime, Municipal Drug Councils and Outreach programmes

THE MOST COMMON LEVEL OF CONTENT OF ACTIVE SUBSTANCE (%)



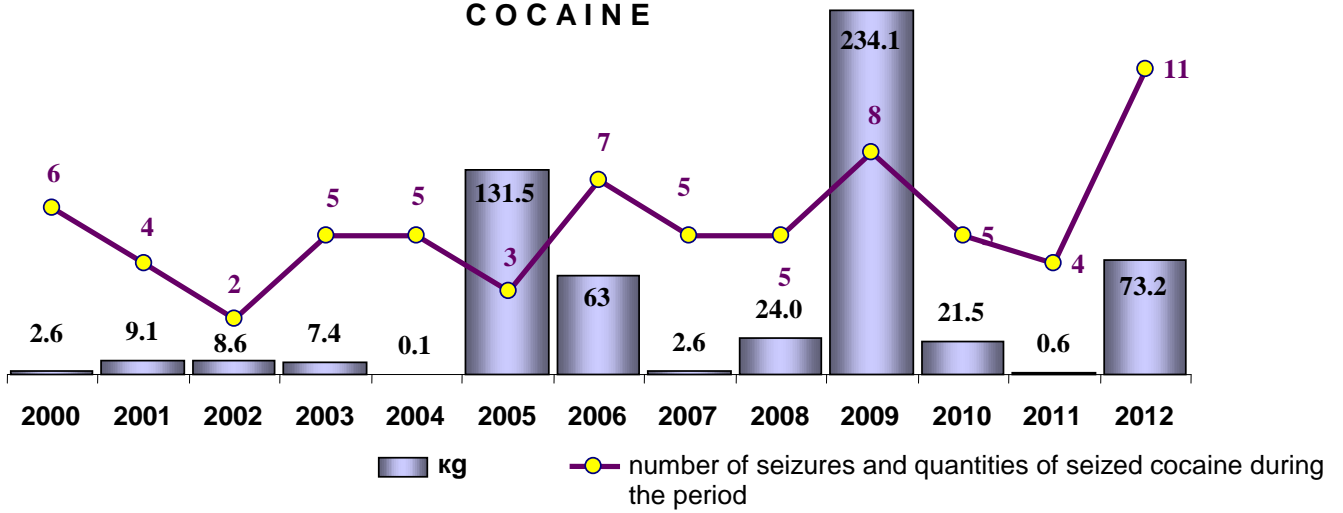
Source: Research Institute of Forensic Sciences and Criminology

HEROIN



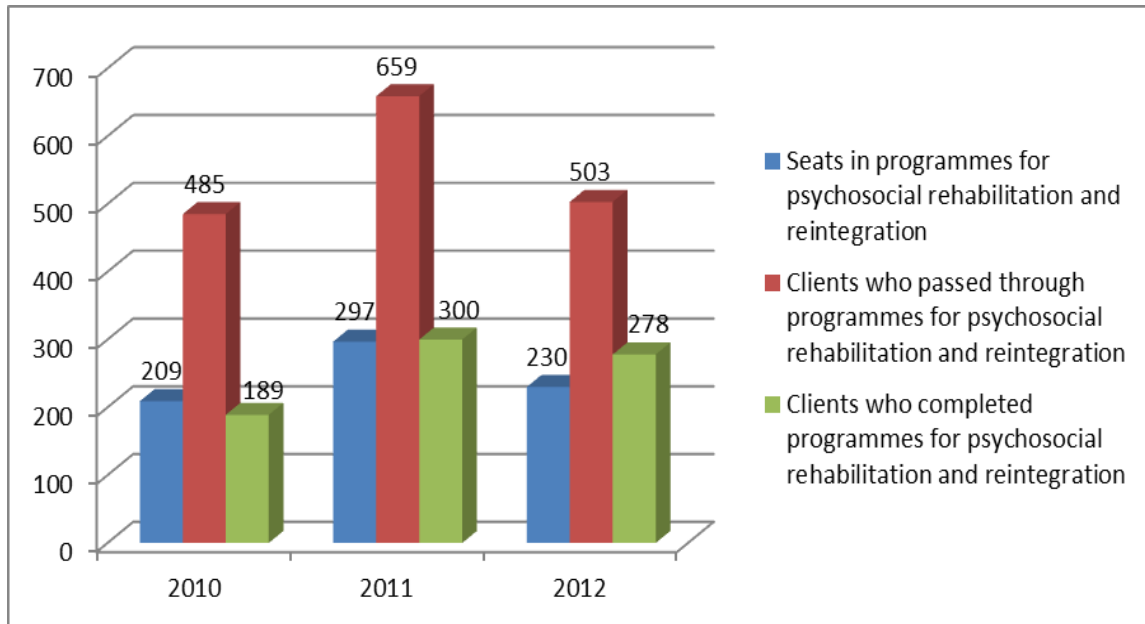
Source: The Customs Agency

COCAINE



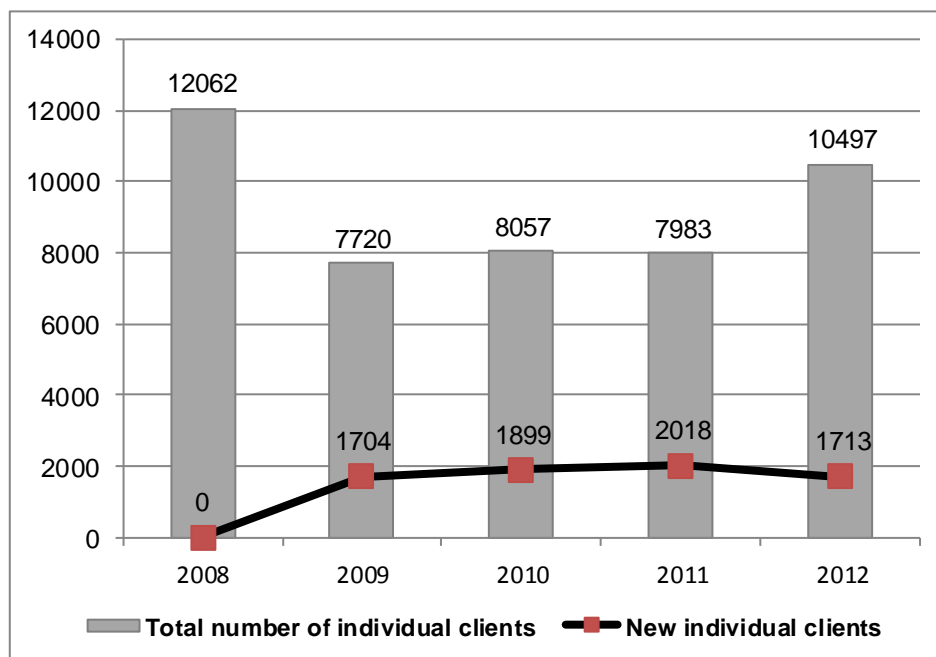
Source: The Customs Agency

NUMBER OF SEATS AND CLIENTS IN PROGRAMMES FOR PSYCHOSOCIAL REHABILITATION AND REINTEGRATION (2010-2012)



Source: National Centre for Addictions

REACHED INDIVIDUAL CLIENTS IN HARM REDUCTION PROGRAMMES OVER THE PERIOD 2008-2012



Source: Program "Prevention and control of HIV/AIDS, financed by the Global Fund to Fight AIDS, Tuberculosis and Malaria", Ministry of Health

NATIONAL CENTRE
FOR ADDICTIONS
Sofia, Bulgaria



ISSN 1314-4898

а на наркотик през последните 30 дни	проценти	13.7 – 14.5
а употреба на наркотик през последните 30 дни	проценти	11.5
а употреба на канабис през последните 30 дни	проценти	3.0
а употреба на амфетамини през последните 30 дни		
ства сред лишените от свобода в България	брой	3 400 – 3 500
дна употреба на наркотик през живота си	проценти	36.7
инимум една употреба на наркотик през живота си	проценти	27.8
инимум една употреба на канабис през живота си	проценти	23.5
една употреба на героин през живота си	брой	2 000 – 2 100
минимум една употреба на наркотик през последната година	проценти	21.6
минимум една употреба на канабис през последната година	проценти	11.8
минимум една употреба на героин през последната година	проценти	13.4
щества в местата за забавление		
а употреба на наркотик в местата за забавление през последните 30 дни	процент	-
али през последната година на партита, купони, на които са се взимали	процент	40.3
рез последната година на дискотека, където са се взимали някакви наркотици	процент	35.0
али наркотични вещества някога в живота си в местата за забавление (кафене,	процент	14.0



NATIONAL FOCAL POINT ON DRUGS AND DRUG ADDICTIONS

117, Pirotska str., 1303 Sofia, Bulgaria;
Phone: +359 2/ 832 61 37, 831 30 79, 832 61 36; Fax: +359 2/ 831 30 79
www.nfp-drugs.bg; e-mail: office@nfp-drugs.bg